

ASSOCIATION OF INDIAN UNIVERSITIES

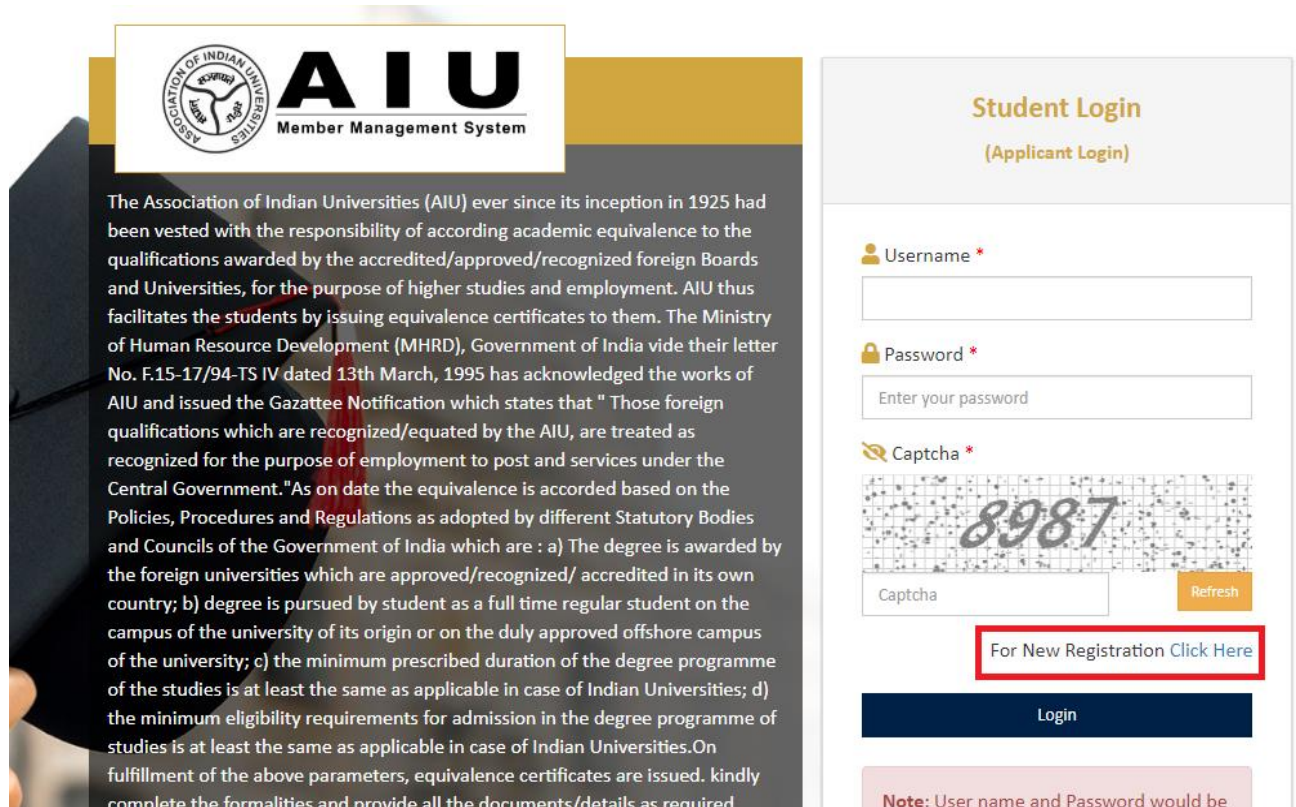
(EVALUATION DIVISION)

Guidelines to Apply Online for School Level Equivalence Certificate

Go to AIU website www.aiu.ac.in and link on <https://evaluation.aiu.ac.in/> OR <https://evaluation.aiu.ac.in/student/login>

Step 1

Register on the portal by entering your credentials, an auto generated mail shall be sent to your registered email id containing login details like user name and password.



The Association of Indian Universities (AIU) ever since its inception in 1925 had been vested with the responsibility of according academic equivalence to the qualifications awarded by the accredited/approved/recognized foreign Boards and Universities, for the purpose of higher studies and employment. AIU thus facilitates the students by issuing equivalence certificates to them. The Ministry of Human Resource Development (MHRD), Government of India vide their letter No. F.15-17/94-TS IV dated 13th March, 1995 has acknowledged the works of AIU and issued the Gazettee Notification which states that " Those foreign qualifications which are recognized/equated by the AIU, are treated as recognized for the purpose of employment to post and services under the Central Government."As on date the equivalence is accorded based on the Policies, Procedures and Regulations as adopted by different Statutory Bodies and Councils of the Government of India which are : a) The degree is awarded by the foreign universities which are approved/recognized/ accredited in its own country; b) degree is pursued by student as a full time regular student on the campus of the university of its origin or on the duly approved offshore campus of the university; c) the minimum prescribed duration of the degree programme of the studies is at least the same as applicable in case of Indian Universities; d) the minimum eligibility requirements for admission in the degree programme of studies is at least the same as applicable in case of Indian Universities. On fulfillment of the above parameters, equivalence certificates are issued. kindly complete the formalities and provide all the documents/details as required.

AIU
Member Management System


Student Login

(Applicant Login)

Username *

Password *

Captcha *



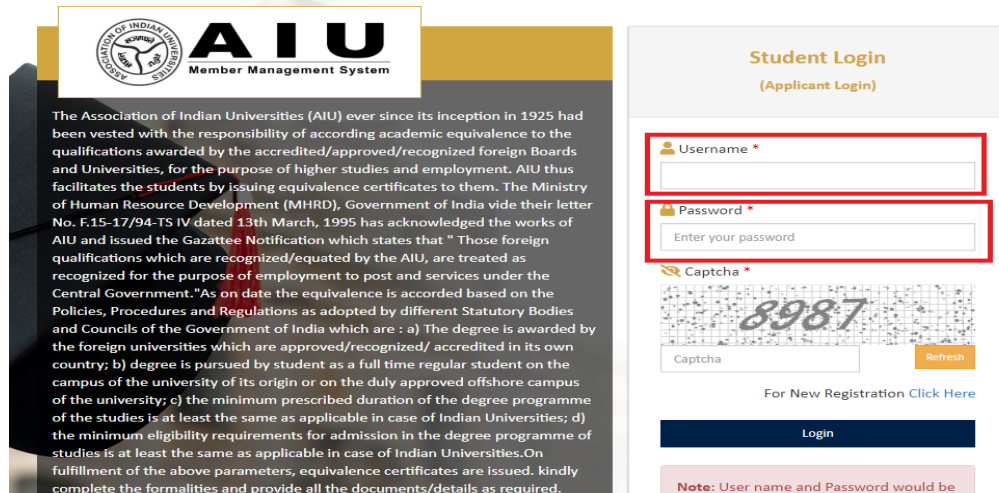
Captcha

[For New Registration Click Here](#)

Note: User name and Password would be

Step 2

Using the user name and password sent to login again and complete the process by completing your profile (photo, signature, address etc.)



The screenshot displays the AIU Member Management System interface. On the left, there is a banner with the AIU logo and a detailed paragraph about the organization's history and its role in providing academic equivalence. On the right, the 'Student Login' form is visible, featuring fields for Username, Password, and a Captcha. The Username and Password fields are highlighted with red boxes. Below the Captcha field, there is a 'Refresh' button and a link for new registration. A 'Login' button is positioned at the bottom of the form. A note at the bottom of the form states: 'Note: User name and Password would be'.

Step 3

- On Completion of your profile, click on the EQUIVALENCY tab and upload self-attested scan documents.
- Pay the required Equivalence Fee and click Final Submission.
- You will receive an email confirming the payment and final submission.

Step 4

- The processing time for generation of Equivalence Certificate is 10-15 working days
- In case any queries by AIU Evaluation staff, you shall get a notification on your registered email id.
- The certificate shall upload in your profile and you shall be notified through an email.

For further queries, please write to evaluation@aiu.ac.in